

S.ANSELMO
vivere la differenza

Via Tolomei, 61 - 35010 Loreggia (PD) - Italy - Tel. +39 049 9304711 - Fax +39 049 5791010
info@santanselmo.it - www.santanselmo.it

REM 18510 IVRS. 09/2006



S.ANSELMO
vivere la differenza

SECIAPCES

S.ANSELMO

vivere la differenza

COPRIMURO - WALL COVERS



C 100



C 130



C 130




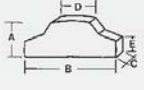

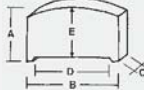
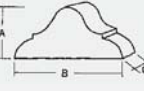
C 160



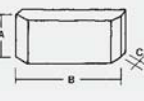
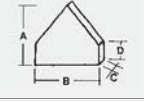





C 170

S.ANSELMO

vivere la differenza

COPRIMURO							
	CODICE	MISURE(mm)					
		A	B	C	D	E	F
	C1000	170	280	50			
	C1001	120	270	50			
	C1002	120	245	55			
	C1003	150	300	55			
	C1004	80	130	50			
	C1005	130	260	55			
	C1006	220	450	50			
	C1007	170	340	60			
	C1008	110	220	55			
	C1100	115	225	55	110	60	
	C1101	120	300	55			
	C1200	230	250	60	95		
	C1300	130	360	70	310	165	
	C1301	130	270	65	220	145	
	C1302	110	180	55	135	120	
	C1400	120	260	55			

COPRIMURO							
	CODICE	MISURE(mm)					
		A	B	C	D	E	F
	C1500	270	360	70	280		
	C1600	140	290	70	200		
	C1700	130	280	50			
	C1800	275	280	50	90		
	C1900	210	220	50	280		
	C2000	90	200	55	120		
	C2100	250	135	70	260		

- I pezzi speciali vengono completamente realizzati a mano.
I tempi di consegna vanno verificati con l'ufficio logistica S.Anselmo.

S.ANSELMO

vivere la differenza

MATTONI, TAVELLE E CUNEI - BRICKS, ROOF BRICKS AND WEDGES



A 170



A 220



A 230



A 270



A 290



A 290



A 300












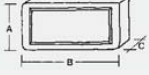


A 310




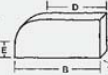




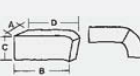



A 2900GL

S.ANSELMO

vivere la differenza

MATTONI - TAVELLE - CUNEI		
	CODICE	MISURE(mm)
		A B C D E F
	A1000	125 195 80
	A1100	110 345 30
	A1200	115 230 75
	A1300	60 350 50
	A1400	110 290 55
	A1401	120 300 55
	A1402	115 300 55
	A1403	138 285 55
	A1404	150 300 55
	A1405	135 280 55
	A1500	120 255 55
	A1501	120 255 25
	A1502	120 255 35
	A1503	120 255 60
	A1504	120 255 70
	A1600	200 400 30
	A1601	220 440 30
	A1602	150 300 30
	A1603	140 295 30
	A1604	130 390 30
	A1605	250 500 40
	A1606	250 520 40
		A1700
A1701		90 255 55
A1702		55 255 55
A1800		70 290 40
	A1900	320 510 75
	A2000	120 250 55
	A2100	90 370 30

	CODICE	MISURE(mm)					
		A	B	C	D	E	F
	A2200	225	125	40	55		
	A2201	260	125	40	55		
	A2300	125	255	35	55		
	A2400	125	340	50	60		
	A2500	150	60	50	110		
	A2600	245	40	60	115		
	A2700	120	250	55	180	50	
	A2701	120	250	55	120		
	A2800	120	255	55	190	70	
	A2900	55	255	120	190		
	A2901	55	290	150			
	A2902	55	290	150			Angolare
	A3000	120	255	55	80		
	A3100	125	190	55	255	Angolare	
	A3200	55	250	120	170		
	A3300	50	210	120	250		

I pezzi speciali vengono interamente realizzati a mano. I tempi di consegna vanno verificati con l'ufficio logistica S.Anselmo.

S.ANSELMO

vivere la differenza

MENSOLE, CORNICI E BASAMENTI -

SHELVES, FRAMES AND BASES



B 100



B 120



B 130



B 140



B 150



B 180



B 200

B 200



B 260



B 270



B 470

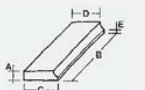

S.ANSELMO

vivere la differenza

MENSOLE - CORNICI - BASAMENTI			CODICE		MISURE(mm)								
	CODICE	MISURE(mm)											
		A	B	C	D	E	F	A	B	C	D	E	F
	B1000	120	185	55	245								
	B1100	170	80	55	170	140							
	B1200	120	185	55	245								
	B1300	180	120	55	180	130							
	B1400	120	250	55	180	40							
	B1500	120	255	55	175	50							
	B1600	55	250	120	200		Angolare						
	B1602	55	250	120			Lineare						
	B1700	60	150		250		Angolare						
	B1701	60	195	125	250		Lineare						
	B1800	30	250	130									
	B1900	30	200	130	250								
	B2000	60	255	130			Angolare						
	B2001	60	255	130	215		Lineare						
	B2100	60	255	130			Angolare						
	B2101	60	255	130	215		Lineare						
	B2200	30	250	130			Angolare						
	B2201	30	250	130	230		Lineare						
	B2300	50	250	125	25		Angolare						
	B2301	50	250	125	25		Lineare						
	B2400	60		130	250		Angolare						
	B2401	60	185	130	250		Lineare						
	B2500	108	140	55	215								
	B2600	120	445	50	405	10							
	B2601	120	365	50	325	10							
	B2602	120	235	50	200	10							
	B2700	175	400	60	50	230							
	B2800	325	180	110	450								
	B2900	185	395	80	230								
	B3000	175	95	55	135	80							
	B3100	120	250	55	60	60							
	B3200	120	260	40	50								
	B3300	120	430	120	360								
	B3301	120	430	60	360								

S.ANSELMO

vivere la differenza

	CODICE	MISURE(mm)					
		A	B	C	D	E	F
	B3400	190	220	60	430		
	B3500	120	250	110			
	B3600	240	445	65	380		
	B3700	50	350	150	130	20	
	B3800	360	305	55	350		
	B3900	245	180	60	245		
	B4000	300	270	50	300		
	B4100	320	270	60	295		
	B4200	225	205	60	225		
	B4300	245	115	50	245		
	B4400	170	390	60	410		
	B4500	315	310	70	360	45	

	CODICE	MISURE(mm)					
		A	B	C	D	E	F
	B4600	320	260	80	320	30	
	B4700	205	120	30	65	50	
	B4800	200	85	230	150	35	
	B4900	140	270	60			
	B5000	125	270	45			
	B5100	125	245	50			

I pezzi speciali vengono interamente realizzati a mano.
I tempi di consegna vanno verificati con l'ufficio logistica S.Anselmo.

S.ANSELMO

vivere la differenza

POZZALI - COLUMN SECTIONS



D 120



D 130



D 150a



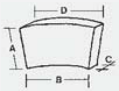


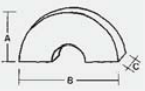

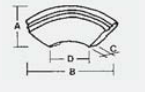


D 150b

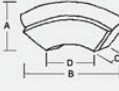









D 160

S.ANSELMO

vivere la differenza

POZZALI						
	CODICE	MISURE(mm)				
		A	B	C	D	E F
	D1000 D1001	120 180	240 210	55 55	260 300	∅ int. 1800 ∅ int. 900
	D1100 D1101 D1102 D1103 D1104 D1105 D1106	270 265 270 270 260 270 270	100 85 100 130 110 120 120	60 60 60 60 55 60 60	160 125 140 180 140 150 150	∅ int. 1000 ∅ int. 1150 ∅ int. 1200 ∅ int. 1300 ∅ int. 1400 ∅ int. 1500 ∅ int. 1800
	D1200 D1201	300 470	120 100	60 60	170 160	∅ int. 1200 ∅ int. 2000
	D1300 D1301 D1302 D1303	100 150 200 250	200 300 400 500	55 55 55 55		
	D1400	180	425	70	130	60
	D2300	140	110	35	275	
	D2400	150	230	50	110	
	D2500	170	320	30	110	
	D2600	180	60	40	85	∅ int. 700
	D2700	280	90	55	140	∅ int. 1200

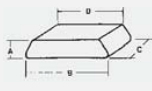


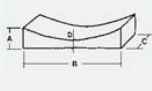



	CODICE	MISURE(mm)					
		A	B	C	D	E	F
	D1500	150	280	55	110		
	D1600 D1601 D1602 D1603 D1604	100 100 100 75 100	100 130 150 150 150	55 55 55 55 55	150 160 190 220 220	∅ int. 350 ∅ int. 350 ∅ int. 450 ∅ int. 300 ∅ int. 300	
	D1700	100	160	60	250		∅ int. 400
	D1800 D1801	100 100	175 180	60 60	220 220	∅ int. 800 ∅ int. 850	
	D1900	130	130	60	350		
	D2000	160	130	60	160		∅ int. 1100
	D2100 D2101	210 240	130 115	60 60	200 160	∅ int. 600 ∅ int. 120	
	D2200	195	345	70	110		

I pezzi speciali vengono interamente realizzati a mano.
I tempi di consegna vanno verificati con l'ufficio logistica S.Anselmo.

S.ANSELMO

vivere la differenza



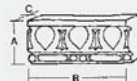


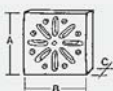



SAGOMATI VARI						
	CODICE	MISURE(mm)				
		A	B	C	D	E
	F1000	120	95	50	70	
	F1100	240	240	80	165	
	F1200	245	165	80	105	
	F1300	95	245	50	135	
	F1400	115	330	80		
	F1500	290	155	75	225	
	F1600	115	390	120	330	60
	F1800	95	250	50		
	F1900	80	275	130		
	F2000	40	250	100	190	
	F2100	155	125	60	110	

	CODICE	MISURE(mm)					
		A	B	C	D	E	F
	F2200	55	240	120	190		
	F2300	70	70	50	15		
	F2400	75	320	120	235	40	
	F2500	90	430	150	35		
	F2600	115	240	55	240	80	
	F1700	230	100	60			
	F2700	100	200	55	135		


I pezzi speciali vengono interamente realizzati a mano.
I tempi di consegna vanno verificati con l'ufficio logistica S.Anselmo.

S.ANSELMO

vivere la differenza

DECORAZIONI - FRANGISOLE						
	CODICE	MISURE(mm)				
		A	B	C	D	E
	H1000	235	235	65		
	H1200	140	310	90		
	H1300	90	210	60		
	H1400	210	210	70	60	
	H1500	135	135	80		
	H1700	390	390	70		
	H1900	240	40	60		
	H2000	380	380	40		
	H2100	380	380	40		

- I pezzi speciali vengono completamente realizzati a mano.
I tempi di consegna vanno verificati con l'ufficio logistica S.Anselmo.



Mattone Rustico Standard Giallo - Budapest
Yellow Rustic Brick Standard - Budapest



Mattone Rustico Standard Giallo Bruciato
Burnt Yellow Rustic Brick Standard



Mattone Rustico Standard Giallo - Budapest
Yellow Rustic Brick Standard - Budapest

Made in Italy



Textures realizzate in collaborazione con:
Textures made in collaboration with:



NOTA: Per il corretto impiego consultare il catalogo "Posa in opera" o il sito www.santanselmo.it
 Immagini e dati di questo catalogo sono puramente indicativi - S.Anselmo si riserva di modificarli senza preavviso.
 Si consiglia di verificare la corrispondenza dei colori scelti su campione.

*NB: For correct use, see the publication "Laying bricks" or the www.santanselmo.it site.
 Images and data in this catalogue are indicative only - S.Anselmo reserves the right to make modifications without warning.
 The correspondence of the colours should be checked on a sample.*